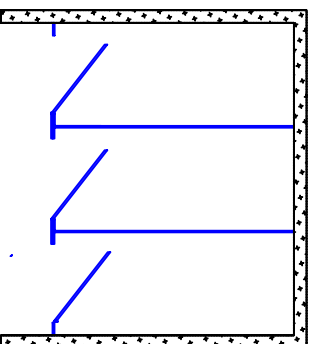
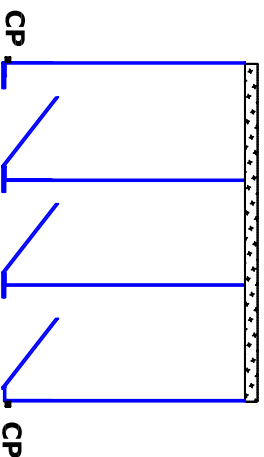


Cubicles please use this sheet to indicate the types of installation that you require -
If your situation not shown please sketch it and fax along with your contact details to Fax number
01535 630827

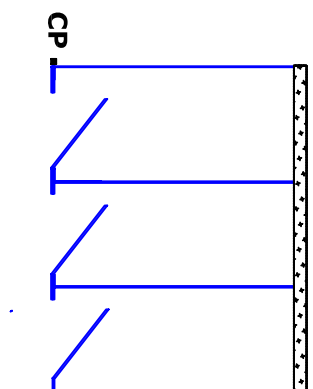
3 - Permanent Walls



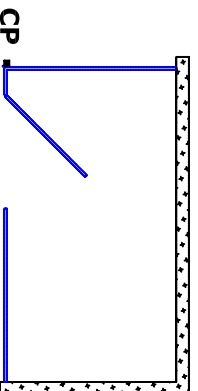
1 - Permanent Wall
This arrangement requires
2 corner posts 40mm x 40mm epoxy
coated steel



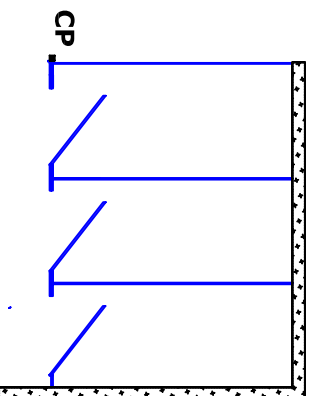
2 - Permanent Walls



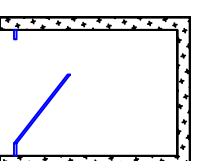
2 - Permanent Walls



2 - Permanent Walls



3 - Permanent Walls



**Please add your dimensions in the door and wall size
estimate sheet
Please note on free standing corners we recommend
fitting our Corner Post (CP)**