

Please indicate the layout & overall dimensions of your requirement.

If your layout is not shown here please sketch it (including as much information as possible)

and send along with your contact details to:

Fax: **01535 609564** or Email: **sales@ukcubicles.co.uk**

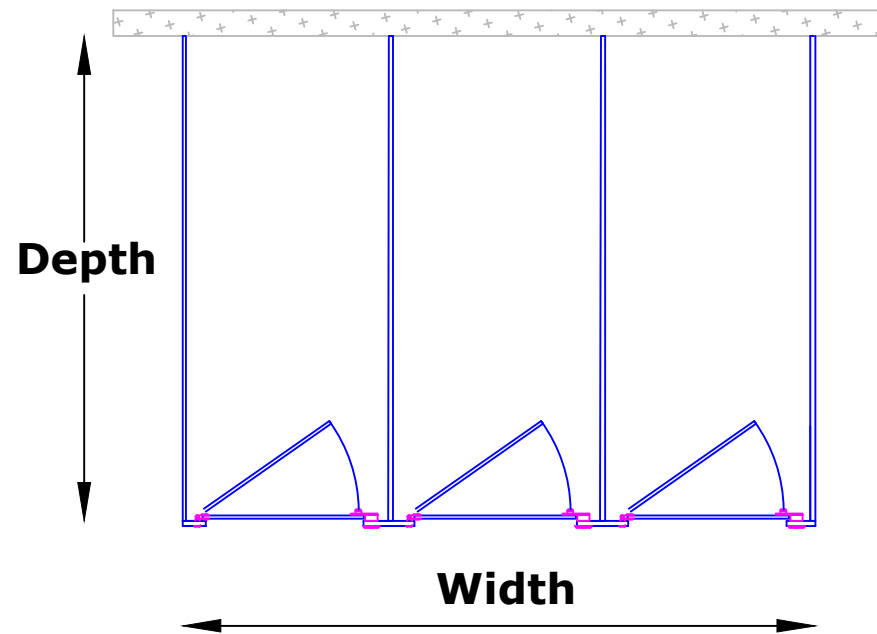
If you are unsure what width to make the cubicles internally please use approx 850mm.

Or Call: **01535 602141** for more advice.

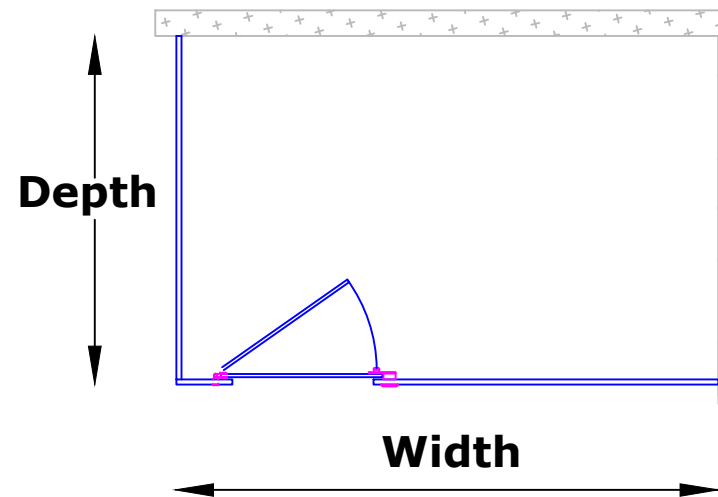
Worktop	
Carcase	
Doors	
Panels	
Plinth	
Metalwork	
Spur shelf	
Handles	
Locks	
Trays	

- General Notes:-**
1. If mechanical and electrical works are allowed for on this contract, we base our works on the **strict proviso** that all final connections fall within 1 meter of the service outlet.
 2. All isolation valves/pick up points for each service within the rooms, are by others and must meet all current regulations & bye laws.
 3. The supply(s) are also to be adequate to feed/service the room requirements & any equipment within.
 4. **Do not scale from this drawing**

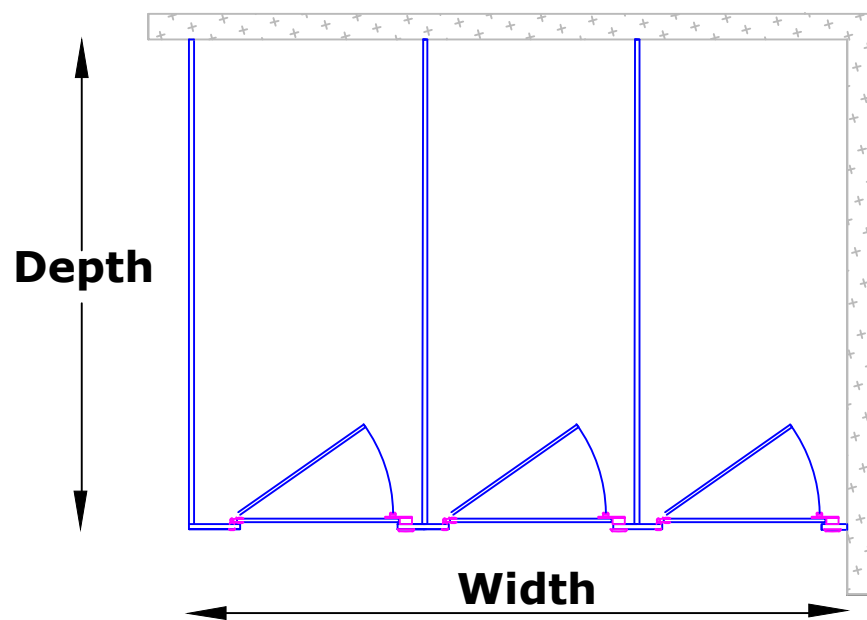
Layout A
1 Permanent Wall



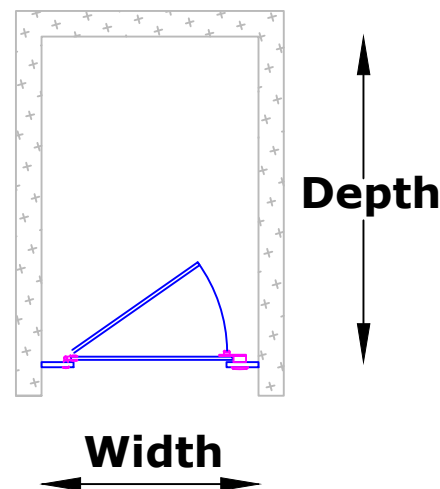
Layout B
2 Permanent Walls



Layout C
2 Permanent Walls



Layout D
3 Permanent Walls



Layout E
3 Permanent Walls

